

**FORM NO. MGT 9
EXTRACT OF ANNUAL RETURN**

As on financial year ended 31st March, 2017
(Pursuant to Section 92 (3) of the Companies Act, 2013 and rule 12(1) of the Company
(Management & Administration) Rules, 2014)

I. REGISTRATION & OTHER DETAILS:

1	CIN	L67120WB1982PLC035476
2	Registration Date	24.11.1982
3	Name of the Company	PRONTO INDUSTRIAL SERVICES LIMITED
4	Category/Sub-category of the Company	Company limited by shares
5	Address of the Registered office & contact details	"Centre Point", 21, Hemant Basu Sarani, 3rd Floor, Room No. 306, Kolkata-700001 Contact No: 033-30288500/30288501 Email ID: investors.pronto@gmail.com
6	Whether listed company	Listed
7	Name, Address & contact details of the Registrar & Transfer Agent, if any.	ABS CONSULTANT PVT. LTD. 99, Stephen House, 6th Floor, 4, B.B.D. Bag(East), Kolkata - 700 301 Contact No: 033-22301043, 22430153 Fax No.: 033-22430153 Email: absconsultant@vsnl.net

II. PRINCIPAL BUSINESS ACTIVITIES OF THE COMPANY

(All the business activities contributing 10 % or more of the total turnover of the company shall be stated)

Sl. No.	Name and Description of main products / services	NIC Code of the Product/service	% to total turnover of the company
1	Interest income	N.A.	100.00



III. PARTICULARS OF HOLDING, SUBSIDIARY AND ASSOCIATE COMPANIES-

(All the business activities contributing 10 % or more of the total turnover of the company shall be stated)

Sl. No.	Name and Description of main products / services	NIC Code of the Product/ service	% to total turnover of the company
NOT APPLICABLE			

**IV. SHARE HOLDING PATTERN (Equity Share Capital Breakup as percentage of Total Equity)
Category-wise Share Holding**

Category of Shareholders	No. of Shares held at the beginning of the year [As on 31-March-2016]				No. of Shares held at the end of the year [As on 31-March-2017]				% Change during the year
	Dem at	Physi- cal	Total	% of Total Shares	Dem at	Physical	Total	% of Total Shares	
A. Promoters									

(1) Indian									
a) Individual/HUF	Nil	23000	23000	9.58	Nil	23000	23000	9.58	Nil
b) Central Govt	Nil	Nil	Nil	Nil	Nil	Nil	Nil	Nil	Nil
c) State Govt(s)	Nil	Nil	Nil	Nil	Nil	Nil	Nil	Nil	Nil
d) Bodies Corporate	Nil	11550	11550	4.81	Nil	11550	11550	4.81	Nil
e) Banks / FI	Nil	Nil	Nil	Nil	Nil	Nil	Nil	Nil	Nil
f) Any other	Nil	Nil	Nil	Nil	Nil	Nil	Nil	Nil	Nil
Total shareholding of Promoter (A)	Nil	34550	34550	14.40	Nil	34550	34550	14.40	Nil
B. Public Shareholding									
1. Institutions									
a) Mutual Funds	Nil	Nil	Nil	Nil	Nil	Nil	Nil	Nil	Nil
b) Banks / FI	Nil	Nil	Nil	Nil	Nil	Nil	Nil	Nil	Nil
c) Central Govt	Nil	Nil	Nil	Nil	Nil	Nil	Nil	Nil	Nil
d) State Govt(s)	Nil	Nil	Nil	Nil	Nil	Nil	Nil	Nil	Nil
e) Venture Capital Funds	Nil	Nil	Nil	Nil	Nil	Nil	Nil	Nil	Nil
f) Insurance Companies	Nil	Nil	Nil	Nil	Nil	Nil	Nil	Nil	Nil
g) FIs	Nil	Nil	Nil	Nil	Nil	Nil	Nil	Nil	Nil
h) Foreign Venture Capital Funds	Nil	Nil	Nil	Nil	Nil	Nil	Nil	Nil	Nil
i) Others (specify)	Nil	Nil	Nil	Nil	Nil	Nil	Nil	Nil	Nil
Sub-total (B)(1):-	Nil	Nil	Nil	Nil	Nil	Nil	Nil	Nil	Nil
2. Non-Institutions									
a) Bodies Corp.	Nil	85110	85110	35.46	Nil	85110	85110	35.46	Nil
i) Indian									
ii) Overseas									
b) Individuals									
i) Individual shareholders holding nominal share capital upto Rs. 2 lakh	Nil	120340	120340	50.14	Nil	120340	120340	50.14	Nil



ii) Individual shareholders holding nominal share capital in excess of Rs 2 lakh	Nil	Nil	Nil	Nil	Nil	Nil	Nil	Nil	Nil
c) Others (specify)	Nil	Nil	Nil	Nil	Nil	Nil	Nil	Nil	Nil
Non Resident Indians	Nil	Nil	Nil	Nil	Nil	Nil	Nil	Nil	Nil
Overseas Corporate Bodies	Nil	Nil	Nil	Nil	Nil	Nil	Nil	Nil	Nil
Foreign Nationals	Nil	Nil	Nil	Nil	Nil	Nil	Nil	Nil	Nil
Clearing Members	Nil	Nil	Nil	Nil	Nil	Nil	Nil	Nil	Nil
Trusts	Nil	Nil	Nil	Nil	Nil	Nil	Nil	Nil	Nil
Foreign Bodies - D R	Nil	Nil	Nil	Nil	Nil	Nil	Nil	Nil	Nil
Sub-total (B)(2):-	Nil	205450	205450	85.60	Nil	205450	205450	85.60	Nil
Total Public Shareholding (B)=(B)(1)+ (B)(2)	Nil	205450	205450	85.60	Nil	205450	205450	85.60	Nil
C. Shares held by Custodian for GDRs & ADRs	Nil	Nil	Nil	Nil	Nil	Nil	Nil	Nil	Nil
Grand Total (A+B+C)	Nil	240000	240000	100.00	Nil	240000	240000	100.00	Nil

Shareholding of Promoter -

Sl. No	Shareholder's Name	Shareholding at the beginning of the year			Shareholding at the end of the year			% change in shareholding during the year
		No. of Shares	% of total Shares of the company	% of Shares Pledged / encumbered to total shares	No. of Shares	% of total Shares of the company	% of Shares Pledged / encumbered to total shares	
1	Sushil Kumar Agrawal	11500	4.79	0.000	11500	4.79	0.000	Nil
2	Vandana Agrawal	11500	4.79	0.000	11500	4.79	0.000	Nil
3	Saurabh Management Pvt. Ltd	11550	4.81	0.000	11550	4.81	0.000	Nil
	TOTAL	34550	14.40	0.000	34550	14.40	0.000	Nil

The image shows a handwritten signature in black ink over a circular official stamp. The stamp contains the text 'REGISTRAR OF COMPANIES, INDIA' around the perimeter and 'MUMBAI' in the center.



Change in Promoters' Shareholding

Sl. No.	Name of Promoter	Particulars	Shareholding at the beginning of the year		Cumulative Shareholding during the year	
			No. of shares	% of total shares of the company	No. of shares	% of total shares of the company
NO CHANGE DURING THE YEAR						

Shareholding Pattern of top ten Shareholders:

(Other than Directors, Promoters and Holders of GDRs and ADRs):

Sl. No.	For Each of the Top 10 Shareholders	Shareholding at the beginning of the year		Cumulative Shareholding during the year	
		No. of shares	% of total shares of the company	No. of shares	% of total shares of the company
1.	Savite Distributors Private Limited				
	At the beginning of the year	11900	4.96	11900	4.96
	Change during the year	-	-	-	-
	At the end of the year	11900	4.96	11900	4.96
2.	Kalash Patil Vincorn Pvt. Ltd.				
	At the beginning of the year	11800	4.92	11800	4.92
	Change during the year	-	-	-	-
	At the end of the year	11800	4.92	11800	4.92
3.	Circular Vintrade Pvt. Ltd.				
	At the beginning of the year	11700	4.88	11700	4.88
	Change during the year	-	-	-	-
	At the end of the year	11700	4.88	11700	4.88
4.	Sneha Vinmay Pvt. Ltd.				
	At the beginning of the year	11700	4.88	11700	4.88
	Change during the year	-	-	-	-
	At the end of the year	11700	4.88	11700	4.88
5.	Fortune Goods Pvt. Ltd.				
	At the beginning of the year	11500	4.79	11500	4.79
	Change during the year	-	-	-	-
	At the end of the year	11500	4.79	11500	4.79
6.	Campus Tradelink Pvt. Ltd.				
	At the beginning of the year	11400	4.75	11400	4.75
	Change during the year	-	-	-	-
	At the end of the year	11400	4.75	11400	4.75
7.	Rajesh Upadhyaya				
	At the beginning of the year	11400	4.75	11400	4.75
	Change during the year	-	-	-	-
	At the end of the year	11400	4.75	11400	4.75
8.	Nitesh Kumar				
	At the beginning of the year	10000	4.71	10000	4.71
	Change during the year	-	-	-	-

	At the end of the year	10000	4.71	10000	4.71
9.	Kamdhenu Vincom Pvt. Ltd.				
	At the beginning of the year	8860	3.69	8860	3.69
	Change during the year	-	-	-	-
	At the end of the year	8860	3.69	8860	3.69
10.	Chandan Ghosh				
	At the beginning of the year	8500	3.54	8500	3.54
	Change during the year	-	-	-	-
	At the end of the year	8500	3.54	8500	3.54

Shareholding of Directors and Key Managerial Personnel:


Sl. No.	Shareholding of each Directors and each Key Managerial Personnel	Shareholding at the beginning of the year		Cumulative Shareholding during the year	
		No. of shares	% of total shares of the company	No. of shares	% of total shares of the company
1.	Sushil Kumar Agrawal				
	At the beginning of the year	11500	4.79	11500	4.79
	Change during the year	-	-	-	-
	At the end of the year	11500	4.79	11500	4.79
2.	Vandana Agrawal				
	At the beginning of the year	11500	4.79	11500	4.79
	Change during the year	-	-	-	-
	At the end of the year	11500	4.79	11500	4.79

V) INDEBTEDNESS -Indebtedness of the Company including interest outstanding/accrued but not due for payment: NIL

VI. REMUNERATION OF DIRECTORS AND KEY MANAGERIAL PERSONNEL

A. Remuneration to Managing Director, Whole-time Directors and/or Manager:

Sl. No.	Particulars of Remuneration	Total Amount (Rs. In lacs)
	Name of Whole-time Director: Mr. Raj Kumar Sharma	
1.	Gross salary	1.80
	(a) Salary as per provisions contained in section 17(1) of the Income-tax Act, 1961	-
	(b) Value of perquisites u/s 17(2) Income-tax Act, 1961	-
2.	(c) Profits in lieu of salary under section 17(3) Income- tax Act, 1961	-
3.	Stock Option	-
4.	Sweat Equity	-
5.	Commission - as % of profit	-
6.	Others	-
	Total	1.80
	Ceiling as per the Act: 10% of the profits calculated under section 198 of the Companies Act, 2013.	



B. Remuneration to other directors

(Rs. in lacs)

Sl. No.	Particulars of Remuneration	Name of Directors			Total Amount
1	Independent Directors				
		Mr. Ashoke Kumar Roy	Mr. Vivek Sureka	Mr. Bishnath Mahato	
	Fee for attending board committee meetings	0.07	0.07	0.06	0.20
	Commission	-	-	-	-
	Others	-	-	-	-
	Total (1)	0.07	0.07	0.06	0.20
2	Other Non-Executive Directors - Nil				
	Ceiling as per the Act	1% of the profits calculated under section 198 of the Companies Act, 2013.			

VII. PENALTIES / PUNISHMENT/ COMPOUNDING OF OFFENCES: None

