

PRONTO INDUSTRIAL SERVICES LIMITED

"CENTRE POINT"
21, HEMANT BASU SARANI
3RD FLOOR, ROOM NO-306,
KOLKATA-700001, (W.B.)

CIN- L67120WB1982PLC035476

☎ : 033-30288500, 30288501

✉ : Investors.pronto@gmail.com

Website Address: www.pisl.in

Date: April 9, 2019

The Secretary,
Calcutta Stock Exchange Limited
7, Lyon Range,
Kolkata – 700 001

Sir/Madam,

Sub: Submission of Shareholding Pattern of the Company for the Quarter ended 31.03.2019

Pursuant to Regulation 31(1) of SEBI (Listing Obligations & Disclosure Requirements) Regulations 2015, please find enclosed herewith the Shareholding Pattern of the Company for the Quarter ended 31st March, 2019.

This is in compliance and your record.


Please acknowledge the receipt and oblige.

Thanking you,

Yours faithfully,

PRONTO INDUSTRIAL SERVICES LIMITED

PRONTO INDUSTRIAL SERVICES LIMITED




Director / Authorised Signatory

Name: Raj Kumar Sharma

Designation: Whole-Time Director

DIN: 00291392

Encl: As above

| | |
|---|---|
|  | The Calcutta Stock Exchange Limited Listing Department Received Contents not verified |
| Sl. No. 87 | Dated 10/4/19 |
| Signature |  |

1. Name of the Listed Entity : PRONTO INDUSTRIAL SERVICES LTD.

As On Date : 31.03.2019

Page No. 1

2. Scrip Code : _____ /Name of Scrip _____ /Class of Security : Equity Shares

3. Share Holding Pattern Filed under: Reg.31(1)(b)/Reg.31(1)(c)

a. If under 31(1)(b) then indicate the report for Quarter ending 31.03.2019

4. Declaration: The Listed entity is required to submit the following declaration to the extent of submission of information:-

| Particulars | Yes ^a | No ^a |
|--|------------------|-----------------|
| 1. Whether the Listed Entity has issued any partly paid up shares ? | | |
| 2. Whether the Listed Entity has issued any Convertible Securities or Warrants ? | | |
| 3. Whether the Listed Entity has any shares against which depository receipts are issued ? | | |
| 4. Whether the Listed Entity has any shares in locked-in ? | | |
| 5. Whether any shares held by promoters are pledge or otherwise encumbered ? | | |

5. The tabular format for disclosure of holding of specified securities is as follows :-



Name of the listed Entity : PRONTO INDUSTRIAL SERVICES LTD.

As On Date : 31.03.2019

Page No. 2

Table I - Summary Statement holding of specified securities

| Category (I) | Category of Shareholder (II) | No. of Holder (III) | No. of Fully Paidup Shares held (IV) | No. of Partly Paidup Shares held (V) | No. of Shares underlying Depository Receipt (VI) | Total Nos. shares held (VII)=(IV) (V)+(VI) | Shareholding as a % of total no. of shares (calcu- lated as per SCRR, 1957 As a % of(A+B+C2) (VIII) | Number of Voting Rights held in each class of securities (-----No. of Voting Rights-----) a % of Class EQ. Class X Total (A+B+C) (IX) | | No. of shares underlying Outstanding Convertible Securities (including Warrants) (X) | Shareholding as a % assuming full conversion of convertible securities (as a percentage of diluted shares capital) (XI)=(VII)/(X) as a % of A+B+C2 (XII) | No. of Lock-in Shares otherwise encumbered (-----) (XIII) | | No. of Eg. Shares held in Demat Form (XIV) |
|-----------------|------------------------------------|---------------------------|---|---|---|---|--|---|---|---|--|--|---|---|
| | | | | | | | | Number of Shares Pledged or otherwise encumbered (a) | Number of Shares Pledged or otherwise encumbered (b) | | | As a % of total shares held (a) | As a % of total shares held (b) | |
| (A) | Promoter & Promoters Group | 3 | 34550 | -- | 34550 | 14.40 | 34550 | -- | 34550 | 14.40 | -- | -- | 23000 | |
| (B) | Public | 145 | 205450 | -- | 205450 | 85.60 | 205450 | -- | 205450 | 85.60 | -- | NA | NA | |
| (C) | Non Promoter- Non-Public--- | -- | -- | -- | -- | -- | -- | -- | -- | -- | -- | NA | NA | |
| (C1) | Shares underlying DRs | -- | -- | -- | -- | -- | -- | -- | -- | -- | -- | NA | NA | |
| (C2) | Shares held by Employee Trust | -- | -- | -- | -- | -- | -- | -- | -- | -- | -- | NA | NA | |
| Total :: | | 148 | 240000 | 0 | 240000 | 100.00 | 240000 | 100.00 | 240000 | 100.00 | 0 | 0 | 0 | 23000 |

Actual Holder--> 148

Showing shareholding pattern of the Promoter and Promoter Group

| Category & Name of the Shareholders (I) | PAN (II) | No. of Shares Held (III) | No. of Fully Paid-up Shares Held (IV) | No. of Partly Paid-up Shares (V) | No. of Shares Underlying Depository Receipt (VI) | Total Nos. shares held (VII)=(III)+(IV)+(V)+(VI) | Shareholding as a % of Total no. of shares (calculated as per SCRR, 1957 as amended) (VIII) | Number of Voting Rights held in each class of securities (-----No. of Voting Rights-----) | | No. of shares underlying Outstanding Convertible Securities (including Warrants) (X) | Shareholding as a % assuming full conversion of convertible securities (as a percentage of diluted share capital) (XI)=(X)/(VII)+(X) | Number of Shares Pledged or otherwise encumbered | | No. of Eq. Shares held in Demat Form (XIV) | | | |
|--|------------------------------|--------------------------|---------------------------------------|----------------------------------|--|--|---|---|--------------|--|--|--|--|--|------|------|-------|
| | | | | | | | | Class EB, Class A (IX) | Total (IX+C) | | | As a % of Total shares held (a) (XII) | As a % of Total shares held (b) (XIII) | | | | |
| (1) INDIAN : | | | | | | | | | | | | | | | | | |
| (a) Individuals / HUF | | | | | | | | | | | | | | | | | |
| 1 | SURESH KUMAR AGARWAL | ACDP40254E | 1 | 11500 | 0 | 0 | 11500 | 4.79 | 11500 | 0 | 11500 | 4.79 | 0 | 0.00 | 0 | 0.00 | 11500 |
| 2 | HANMAN AGARWAL | ADDP432720 | 1 | 11500 | 0 | 0 | 11500 | 4.79 | 11500 | 0 | 11500 | 4.79 | 0 | 0.00 | 0 | 0.00 | 11500 |
| | | | 2 | 23000 | 0 | 0 | 23000 | 9.58 | 23000 | 0 | 23000 | 9.58 | 0 | 0.00 | 0 | 0.00 | 23000 |
| (b) Central Govt./State Govt.(s) | | | 0 | 0 | 0 | 0 | 0.00 | 0 | 0 | 0 | 0.00 | 0 | 0.00 | 0 | 0.00 | 0 | 0.00 |
| (c) Financial Institutions / Banks | | | 0 | 0 | 0 | 0 | 0.00 | 0 | 0 | 0 | 0.00 | 0 | 0.00 | 0 | 0.00 | 0 | 0.00 |
| (d) Any Other (specify) Indian Corporate | | | 0 | 0 | 0 | 0 | 0.00 | 0 | 0 | 0 | 0.00 | 0 | 0.00 | 0 | 0.00 | 0 | 0.00 |
| 1 | SARVANI MANAGEMENT PVT. LTD. | AADC20364F | 1 | 11550 | 0 | 0 | 11550 | 4.81 | 11550 | 0 | 11550 | 4.81 | 0 | 0.00 | 0 | 0.00 | 0 |
| | | | 1 | 11550 | 0 | 0 | 11550 | 4.81 | 11550 | 0 | 11550 | 4.81 | 0 | 0.00 | 0 | 0.00 | 0 |
| Others | | | 0 | 0 | 0 | 0 | 0.00 | 0 | 0 | 0 | 0.00 | 0 | 0.00 | 0 | 0.00 | 0 | 0.00 |
| Trust | | | 0 | 0 | 0 | 0 | 0.00 | 0 | 0 | 0 | 0.00 | 0 | 0.00 | 0 | 0.00 | 0 | 0.00 |
| Others | | | 0 | 0 | 0 | 0 | 0.00 | 0 | 0 | 0 | 0.00 | 0 | 0.00 | 0 | 0.00 | 0 | 0.00 |
| Sub Total (A)(I) : | | | 3 | 34550 | 0 | 0 | 34550 | 14.40 | 34550 | 0 | 34550 | 14.40 | 0 | 0.00 | 0 | 0.00 | 23000 |
| (2) FOREIGN : | | | | | | | | | | | | | | | | | |
| (a) NRI / Foreign Individuals | | | | | | | | | | | | | | | | | |
| | | | 0 | 0 | 0 | 0 | 0.00 | 0 | 0 | 0 | 0.00 | 0 | 0.00 | 0 | 0.00 | 0 | 0.00 |
| (b) Foreign Govt.-Promoter | | | | | | | | | | | | | | | | | |
| | | | 0 | 0 | 0 | 0 | 0.00 | 0 | 0 | 0 | 0.00 | 0 | 0.00 | 0 | 0.00 | 0 | 0.00 |
| (c) Foreign Int. Invest.(FII)s | | | | | | | | | | | | | | | | | |
| | | | 0 | 0 | 0 | 0 | 0.00 | 0 | 0 | 0 | 0.00 | 0 | 0.00 | 0 | 0.00 | 0 | 0.00 |



Name of the listed Entity : PRONTO INDUSTRIAL SERVICES LTD.
As On Date : 31.03.2019

Table II - Statement showing shareholding pattern of the Promoter and Promoter Group

| Category & Name of the Shareholders (I) | No. of Holder (III) | No. of Fully Paidup Shares held (IV) | No. of Partly Paidup Shares held (V) | No. of Shares Depository Receipt (VI) | Total Nos. shares held (VII) = (IV) + (V) + (VI) | Shareholding as a % of total no. of shares (VIII) = (VII) / (IX) x 100 | No. of Voting Rights held in each class of securities (X) = (VII) x (XI) / (XII) x 100 | No. of shares underlying convertible securities (including warrants) as a % of diluted shares capital (XII) = (VII) / (XIII) x 100 | Shareholding as a % assuming full conversion of convertible securities (as a percentage of diluted shares capital) (XIII) = (VII) + (XIV) / (XIII) x 100 | No. of Lock-in Shares (XIV) | | Number of Shares Pledged or otherwise encumbered (XV) | | No. of Ec. Shares Held in Invest Firms (XVI) |
|---|---------------------|--------------------------------------|--------------------------------------|---------------------------------------|--|--|--|--|--|-----------------------------|------|---|------|--|
| | | | | | | | | | | (a) | (b) | (a) | (b) | |
| (d) Foreign Portfolio Investor | 0 | 0 | 0 | 0 | 0 | 0.00 | 0 | 0.00 | 0.00 | 0 | 0.00 | 0 | 0.00 | 0 |
| (e) Any Other (specify) Foreign Company | 0 | 0 | 0 | 0 | 0 | 0.00 | 0 | 0.00 | 0.00 | 0 | 0.00 | 0 | 0.00 | 0 |
| Overseas Corporate Bodies | 0 | 0 | 0 | 0 | 0 | 0.00 | 0 | 0.00 | 0.00 | 0 | 0.00 | 0 | 0.00 | 0 |
| Foreign Bank | 0 | 0 | 0 | 0 | 0 | 0.00 | 0 | 0.00 | 0.00 | 0 | 0.00 | 0 | 0.00 | 0 |
| Sub Total (A)(2) : | 0 | 0 | 0 | 0 | 0 | 0.00 | 0 | 0.00 | 0.00 | 0 | 0.00 | 0 | 0.00 | 0 |

Total Shareholding of Promoter and Promoter Group: (A) = (A)(1) + (A)(2) : 3 34550 14.40 34550 14.40 0 34550 14.40 0 14.40 0 0.00 0 0.00 23000




Table 100 - Statement showing shareholding pattern of the Public shareholder

| Category & Name of the Shareholders (I) | No. of Shares held (II) | No. of Partly Paid-up Shares held (III) | No. of Shares held (IV) | No. of Shares held as per (V) = (III) + (IV) | Shareholding as a % of Total no. of shares (VI) = (V) / (II) x 100 | Number of Voting Rights held in each class of securities as a % of Class (VII) = (V) / (II) x 100 | No. of shares underlying Outstanding Securities (including Warrants) (VIII) | Shareholding as a % of Voting Rights (IX) = (VIII) / (VII) x 100 | No. of Locked-in Shares (X) | | No. of Locked-in Shares (XI) | |
|---|-------------------------|---|-------------------------|--|--|---|---|--|-----------------------------|-------|------------------------------|-------|
| | | | | | | | | | (a) | (b) | (a) | (b) |
| (1) Institutions : | | | | | | | | | | | | |
| (a) Mutual Funds / FII | 0 | 0 | 0 | 0 | 0.00 | 0 | 0 | 0.00 | 0 | 0.00 | 0 | 0.00 |
| (b) Venture Capital Funds | 0 | 0 | 0 | 0 | 0.00 | 0 | 0 | 0.00 | 0 | 0.00 | 0 | 0.00 |
| (c) Alternative Investment Fund | 0 | 0 | 0 | 0 | 0.00 | 0 | 0 | 0.00 | 0 | 0.00 | 0 | 0.00 |
| (d) Foreign Venture Capital Investor | 0 | 0 | 0 | 0 | 0.00 | 0 | 0 | 0.00 | 0 | 0.00 | 0 | 0.00 |
| (e) Foreign Portfolio Investor | 0 | 0 | 0 | 0 | 0.00 | 0 | 0 | 0.00 | 0 | 0.00 | 0 | 0.00 |
| (f) Financial Institutions/Banks | 0 | 0 | 0 | 0 | 0.00 | 0 | 0 | 0.00 | 0 | 0.00 | 0 | 0.00 |
| (g) Insurance Companies | 0 | 0 | 0 | 0 | 0.00 | 0 | 0 | 0.00 | 0 | 0.00 | 0 | 0.00 |
| (h) Provident Funds/Pension Funds | 0 | 0 | 0 | 0 | 0.00 | 0 | 0 | 0.00 | 0 | 0.00 | 0 | 0.00 |
| (i) Any other (specify Foreign Inst./Inv.(FII/PII)) | 0 | 0 | 0 | 0 | 0.00 | 0 | 0 | 0.00 | 0 | 0.00 | 0 | 0.00 |
| Sub Total (XII) : | 0 | 0 | 0 | 0 | 0.00 | 0 | 0 | 0.00 | 0 | 0.00 | 0 | 0.00 |
| (2) Central Govt./State Govt./President of India | 0 | 0 | 0 | 0 | 0.00 | 0 | 0 | 0.00 | 0 | 0.00 | 0 | 0.00 |
| Sub Total (XIII) : | 0 | 0 | 0 | 0 | 0.00 | 0 | 0 | 0.00 | 0 | 0.00 | 0 | 0.00 |
| (3) Non-Institutions : | | | | | | | | | | | | |
| (a) Individuals - 1) Individuals holding annual share capital upto Rs. 2 lakh. | 137 | 129340 | 0 | 129340 | 56.14 | 129340 | 0 | 56.14 | 0 | 56.14 | 0 | 56.14 |
| | 137 | 129340 | 0 | 129340 | 56.14 | 129340 | 0 | 56.14 | 0 | 56.14 | 0 | 56.14 |



Showing shareholding pattern of the Public shareholder

| Category & Name of the Shareholders (I) | PAN (II) | No. of Holder (III) | No. of Fully Paidup Shares held (IV) | No. of Partly Paidup Shares held (V) | No. of Shares underlying Depository Receipt (VI) | Total No. shares held (VII)=(IV)+(V)+(VI) | Shareholding as a % of Total no. of shares (calculated as per SCRR, 1957 as amended) (VIII) | Number of Voting Rights held in each class of securities (-----No. of Voting Rights-----) | | | No. of shares underlying Outstanding Convertible Securities (Including Warrants) (IX) | Shareholding as a % assuming full conversion of convertible securities (as a percentage of diluted share capital) (X)=(VII)+(XI) | No. of Locked-in Shares (-----) | | Number of Shares Pledged or otherwise encumbered (-----) | | No. of Sq. Shares held in Demat Form (XIV) |
|---|------------|---------------------|--------------------------------------|--------------------------------------|--|---|---|---|-----------|-------------|---|--|---------------------------------|---------------------------------|--|-----|--|
| | | | | | | | | Class (a) | Class (b) | Total (a+b) | | | As a % of Total shares held (a) | As a % of Total shares held (b) | As a % of Total shares held (a+b) | | |
| | | | | | | | | | | | | | | | | (a) | |
| (I) Sub-sharholders holding nominal share capital in excess of Rs. 2 lakh. | | | | | | | | | | | | | | | | | |
| (b) MFPIs registered with SEI | | 0 | 0 | 0 | 0 | 0.00 | | 0 | 0 | 0 | 0.00 | 0 | 0.00 | NA | NA | 0 | |
| (c) Employee Trusts | | 0 | 0 | 0 | 0 | 0.00 | | 0 | 0 | 0 | 0.00 | 0 | 0.00 | NA | NA | 0 | |
| (d) Overseas Depositories (holding shares) (balancing figure) | | 0 | 0 | 0 | 0 | 0.00 | | 0 | 0 | 0 | 0.00 | 0 | 0.00 | NA | NA | 0 | |
| (e) Any other (specify): | | | | | | | | | | | | | | | | | |
| 1) Bodies Corporate | | | | | | | | | | | | | | | | | |
| Holding 1% and above : | | | | | | | | | | | | | | | | | |
| 1. MEHANIYARA VINTRAME PVT. LTD. | AAACNS947H | 1 | 6250 | 0 | 0 | 6250 | 2.60 | 6250 | 0 | 6250 | 2.60 | 0 | 0.00 | NA | NA | 0 | |
| 2. LAMBHEM VINCOH PVT. LTD. | AAACE300GC | 1 | 8860 | 0 | 0 | 8860 | 3.59 | 8860 | 0 | 8860 | 3.59 | 0 | 0.00 | NA | NA | 0 | |
| 3. CAMPOS TRADELIM PVT. LTD. | AAECC6440P | 1 | 11400 | 0 | 0 | 11400 | 4.75 | 11400 | 0 | 11400 | 4.75 | 0 | 0.00 | NA | NA | 0 | |
| 4. FORTUNE GOODS PVT. LTD. | AAACF866AL | 1 | 11500 | 0 | 0 | 11500 | 4.79 | 11500 | 0 | 11500 | 4.79 | 0 | 0.00 | NA | NA | 0 | |
| 5. CINCULAR VINTRAME PVT. LTD. | AAECC6385P | 1 | 11700 | 0 | 0 | 11700 | 4.80 | 11700 | 0 | 11700 | 4.80 | 0 | 0.00 | NA | NA | 0 | |
| 6. SUREA VINTRAM PVT. LTD. | AAICG5455J | 1 | 11700 | 0 | 0 | 11700 | 4.80 | 11700 | 0 | 11700 | 4.80 | 0 | 0.00 | NA | NA | 0 | |
| 7. KAILASH PATI VINCOH PVT. LTD. | AAECS6480L | 1 | 11800 | 0 | 0 | 11800 | 4.92 | 11800 | 0 | 11800 | 4.92 | 0 | 0.00 | NA | NA | 0 | |
| 8. SAVILE DISTRIBUTORS PVT. LTD. | AAICG747GH | 1 | 11900 | 0 | 0 | 11900 | 4.96 | 11900 | 0 | 11900 | 4.96 | 0 | 0.00 | NA | NA | 0 | |
| | | 0 | 85110 | 0 | 0 | 85110 | 35.46 | 85110 | 0 | 85110 | 35.46 | 0 | 0.00 | NA | NA | 0 | |
| (II) Holding Less than 1% : | | | | | | | | | | | | | | | | | |
| | | 0 | 0 | 0 | 0 | 0.00 | | 0 | 0 | 0 | 0.00 | 0 | 0.00 | NA | NA | 0 | |
| | | 0 | 0 | 0 | 0 | 0.00 | | 0 | 0 | 0 | 0.00 | 0 | 0.00 | NA | NA | 0 | |
| Non Resident Indian | | 0 | 0 | 0 | 0 | 0.00 | | 0 | 0 | 0 | 0.00 | 0 | 0.00 | NA | NA | 0 | |
| Foreign National | | 0 | 0 | 0 | 0 | 0.00 | | 0 | 0 | 0 | 0.00 | 0 | 0.00 | NA | NA | 0 | |
| Overseas Corporate Bodies | | 0 | 0 | 0 | 0 | 0.00 | | 0 | 0 | 0 | 0.00 | 0 | 0.00 | NA | NA | 0 | |



Name of the listed Entity : PRONTO INDUSTRIAL SERVICES LTD.
As On Date : 31.03.2019

Table III - Statement showing shareholding pattern of the Public shareholder

| Category & Name of the Shareholders (I) | No. of Holder (II) | No. of Fully Paidup Shares held (IV) | No. of Partly Paidup Shares held (V) | No. of Shares underlying Depository Receipt (VI) | Total Nos. shares held (VII) = (IV) + (V) + (VI) | Shareholding as a % of Total no. of shares (calculated as per SCRR, 1957 as amended) (VIII) = (VII) / (IX) x 100 | Number of Voting Rights held in each class of securities (---No. of Voting Rights Class EQ, Class X Total (A+B+C)) (IX) | No. of shares underlying Outstanding Convertible Securities (including Warrants) (X) | Shareholding as a % assuming full conversion of convertible securities (as a percentage of diluted shares capital) (XI) = (X) / (XII) x 100 | No. of Locked-in Shares otherwise encumbered | | Number of Shares Pledged or otherwise encumbered | | No. of Eq. Shares held in Invest Fers (XIV) |
|---|--------------------|--------------------------------------|--------------------------------------|--|--|--|---|--|---|--|------|--|-----|---|
| | | | | | | | | | | (a) | (b) | (a) | (b) | |
| Foreign Bank | 0 | 0 | 0 | 0 | 0 | 0.00 | 0 | 0 | 0.00 | 0 | 0.00 | 0 | 0 | 0 |
| Trust | 0 | 0 | 0 | 0 | 0 | 0.00 | 0 | 0 | 0.00 | 0 | 0.00 | 0 | 0 | 0 |
| Foreign Company | 0 | 0 | 0 | 0 | 0 | 0.00 | 0 | 0 | 0.00 | 0 | 0.00 | 0 | 0 | 0 |
| Others | 0 | 0 | 0 | 0 | 0 | 0.00 | 0 | 0 | 0.00 | 0 | 0.00 | 0 | 0 | 0 |
| Sub Total (B)(3) : | 145 | 205450 | 0 | 0 | 205450 | 85.60 | 205450 | 0 | 205450 | 85.60 | 0 | 0.00 | 0 | 0 |
| Total Public shareholding : (B) = (B)(1)+(B)(2)+(B)(3) | 145 | 205450 | 0 | 0 | 205450 | 85.60 | 205450 | 0 | 205450 | 85.60 | 0 | 0.00 | 0 | 0 |
| TEPF Authority | 0 | 0 | 0 | 0 | 0 | 0.00 | 0 | 0 | 0.00 | 0 | 0.00 | 0 | 0 | 0 |
| TOTAL -> | 145 | 205450 | 0 | 0 | 205450 | 100.00 | 205450 | 0 | 205450 | 100.00 | 0 | 0.00 | 0 | 0 |



Table IV - Statement showing shareholding pattern of the Non Promoter - Non Public shareholder

| Category & Name of the Shareholders | No. of Holder (III) | No. of Fully Paidup Shares held (IV) | No. of Partly Paidup Shares held (V) | No. of Shares Depository Receipt held (VI) | Total Nos. shares held (VII) = (IV) + (V) + (VI) | Shareholding as a % of total no. of shares (calculated as per SCRR, 1957 as a % of (A+B+C2) (VIII) | Number of Voting Rights held in each class of securities (including Warrants) as a % of Class EQ. Class x (A+B+C) | | No. of shares underlying Outstanding Convertible Securities (including Warrants) (I) | Shareholding as a % of convertible securities (as a percentage of diluted shares capital) (XI) = (II) / (I) as a % of (A+B+C2) (XII) | No. of Lock-in Shares (a) (XIII) | No. of Shares Pledged or otherwise encumbered (b) (XIII) | Shareholding as a % assuming full conversion of convertible securities (as a % of total shares (XII) + (XIII) (XIV) | No. of Eq. Shares held in Demat Form (XIV) |
|--|---------------------|--------------------------------------|--------------------------------------|--|--|--|---|-----|--|--|----------------------------------|--|---|--|
| | | | | | | | (a) | (b) | | | | | | |
| (1) Custodian/DR Holder : | | | | | | | | | | | | | | |
| (a) Name of DR Holder (if available) | 0 | 0 | 0 | 0 | 0 | 0.00 | 0 | 0 | 0.00 | 0 | 0.00 | 0 | 0.00 | 0 |
| (2) Employee Benefit Trust (under SEBI (Share based Employee Benefit) Regulations, 2014) | | | | | | | | | | | | | | |
| Name | 0 | 0 | 0 | 0 | 0 | 0.00 | 0 | 0 | 0.00 | 0 | 0.00 | 0 | 0.00 | 0 |
| Total Non-Promoter-Non Public Shareholding (C) = (C)(1) + (C)(2) | 0 | 0 | 0 | 0 | 0 | 0.00 | 0 | 0 | 0.00 | 0 | 0.00 | 0 | 0.00 | 0 |

