

PRONTO INDUSTRIAL SERVICES LIMITED

"CENTRE POINT"
21, HEMANT BASU SARANI
3RD FLOOR, ROOM NO-306,
KOLKATA-700001, (W.B.)

CIN- L67120WB1982PLC035476

☎ : 033-30288500, 30288501
✉ : Investors.pronto@gmail.com
Website Address: www.pisl.in

Date: October 15, 2018

The Secretary,
Calcutta Stock Exchange Limited
7, Lyon Range,
Kolkata – 700 001

Sir/Madam,

Sub: Submission of Shareholding Pattern of the Company for the Quarter and Half Year ended 30.09.2018

Pursuant to Regulation 31(1) of SEBI (Listing Obligations & Disclosure Requirements) Regulations 2015, please find enclosed herewith the Shareholding Pattern of the Company for the Quarter and Half Year ended 30th September, 2018.

This is in compliance and your record.


Please acknowledge the receipt and oblige.

Thanking you,

Yours faithfully,

PRONTO INDUSTRIAL SERVICES LIMITED

PRONTO INDUSTRIAL SERVICES LIMITED




Director / Authorised Signatory

Name: Raj Kumar Sharma

Designation: Whole-Time Director

DIN: 00291392

Encl: As above



1. Name of the Listed Entity : PRONTO INDUSTRIAL SERVICES LTD.

2. Scrip Code : _____ /Name of Scrip _____ /Class of Security : Equity Shares

3. Share Holding Pattern Field under: Reg.31(1)(b)/Reg.31(1)(c)
a. If under 31(1)(b) then indicate the report for Quarter ending 30.09.2010

As On Date : 30.09.2010

Page No. 1

4. Declaration: The Listed entity is required to submit the following declaration to the extent of submission of information:-

Particulars	Yes"	No"
1. Whether the Listed Entity has issued any partly paid up Shares ?		
2. Whether the Listed Entity has issued any Convertible Securities or Warrants ?		
3. Whether the Listed Entity has any shares against which depository receipts are issued ?		
4. Whether the Listed Entity has any shares in locked-in ?		
5. Whether any shares held by promoters are pledge or otherwise encumbered ?		

5. The tabular format for disclosure of holding of specified securities is as follows :-




Table I - Summary Statement holding of specified securities

Category of Shareholder (I)	No. of Holder (II)	No. of Fully Paid up Shares held (IV)	No. of Partly Paid up Shares held (V)	No. of Shares underlying Depository Receipt (VI)	Total Nos. shares held (VII)=(IV)+(V)+(VI)	Shareholding as a % of total no. of shares held as per SCRR, 1957 as a % of (VIII) (VIII)	Number of Voting Rights held in each class of securities (-----No. of Voting Rights-----) a % of Total (IX)=(X)+(XI)+(XII) as a % of (XIII)		No. of shares underlying Outstanding Convertible Securities (including Warrants) (X)	Shareholding as a % assuming full conversion of convertible securities as a percentage of diluted shares capital (XI)=(X)/(XII) as a % of (XIII)	No. of Lock-in Shares (-----) As a % of total shares (XIII)		Number of Shares Pledged or otherwise encumbered (-----) As a % of total shares held (XIV)	No. of Eq. Shares held in Demat Form (XV)
							(a)	(b)			(a)	(b)		
(A) Promoter & Promoters Group	3	36550	--	--	36550	14.40	36550	14.40	--	14.40	--	--	23000	--
(B) Public	148	205450	--	--	205450	85.60	205450	85.60	--	85.60	--	MA	MA	--
(C) Non Promoter-Non-Public	--	--	--	--	--	--	--	--	--	--	--	MA	MA	--
(C1) Shares underlying DRs	--	--	--	--	--	--	--	--	--	--	--	MA	MA	--
(C2) Shares held by Employee Trust	--	--	--	--	--	--	--	--	--	--	--	MA	MA	--
Total : :	148	241900	0	0	241900	100.00	240000	100.00	0	100.00	0	0	0	23000

Actual Holder -> 148



Table II - Statement showing shareholding pattern of the Promoter and Promoter Group

Category & Name of the Shareholders (I)	No. of Holder (II)	No. of Fully Paid-up Shares held (IV)	No. of Partly Paid-up Shares held (V)	No. of Shares underlying Depository Receipt (VI)	Total Nos. shares held (VII) = (IV) + (V) + (VI)	Shareholding as a % of total no. of shares (calculated as per SCRR, 1957 as amended) (VIII)	Number of Voting Rights held in each class of securities (Class E, Class F, Class G, Class H, Class I, Class J, Class K, Class L, Class M, Class N, Class O, Class P, Class Q, Class R, Class S, Class T, Class U, Class V, Class W, Class X, Class Y, Class Z) (IX)	Total as a % of (X) = (VIII) x (IX)	No. of shares underlying Outstanding Convertible Securities (including Warrants) (XI)	Shareholding as a % assuming full conversion of convertible securities (as a percentage of diluted shares capital) (XII) = (XI) / (X)	No. of Lock-in Shares (XIII)		Number of Shares Pledged or otherwise encumbered (XIV)		
											(a)	(b)	(a)	(b)	
(1) INDIAN :															
(a) Individuals / HUF															
1 SURESH KUMAR AGRAWAL	1	11500	0	0	11500	4.79	11500	0	11500	4.79	0	0	0	0	0
2 VANISHA AGRAWAL	1	11500	0	0	11500	4.79	11500	0	11500	4.79	0	0	0	0	0
	2	23000	0	0	23000	9.58	23000	0	23000	9.58	0	0	0	0	0
(b) Central Govt./State Govt.(s)															
(c) Financial Institutions / Banks															
(d) Any Other (specify Bodies Corporate)															
1 SUWAN MANAGEMENT PVT.LTD.	1	11550	0	0	11550	4.81	11550	0	11550	4.81	0	0	0	0	0
	1	11550	0	0	11550	4.81	11550	0	11550	4.81	0	0	0	0	0
Netted Fund	0	0	0	0	0	0.00	0	0	0	0.00	0	0	0	0	0
Trust	0	0	0	0	0	0.00	0	0	0	0.00	0	0	0	0	0
Others	0	0	0	0	0	0.00	0	0	0	0.00	0	0	0	0	0
Sub Total (a)(1) :	3	34550	0	0	34550	14.40	34550	0	34550	14.40	0	0	0	0	0
(2) FOREIGN :															
(a) FI / Foreign Individuals															
(b) Foreign Govt.-Promoter															
(c) Foreign Inst./Invst.(FII)s															



Table II - Statement showing shareholding pattern of the Promoter and Promoter Group

Category & Name of the Shareholders (I)	PAN (II)	No. of Holder (III)	No. of Fully Paidup Shares held (IV)	No. of Partly Paidup Shares held (V)	No. of Shares under Depository Receipt (VI)	Total Nos. shares held (VII) = (IV) + (V) + (VI)	Total no. of shares (called/issued as per SCRR, 1957 as a % of (A+B+C)) (VIII)	Number of Voting Rights held in each class of securities (-----) a % of Class EQ - Class X Total (A+B+C) (IX)	No. of shares underlying Outstanding Convertible Securities (including Warrants) as a % of (X)	Shareholding as a % of Total Nos. shares held (VII) = (IV) + (V) + (VI) as a % of (A+B+C) (X)	Shareholding as a % assuming full conversion of convertible securities (as a percentage of diluted shares capital) (XI) = (VII) + (II) as a % of (A+B+C) (XI)	No. of Lock-in Shares otherwise numbered (-----)		Number of Shares Pledged or otherwise numbered (-----)
												(a) (XII)	(b) (XIII)	
(d) Foreign Portfolio Investor		0	0	0	0	0	0.00	0	0	0.00	0.00	0	0.00	0
(e) Any Other (specify Foreign Company)		0	0	0	0	0	0.00	0	0	0.00	0.00	0	0.00	0
Overseas Corporate Bodies		0	0	0	0	0	0.00	0	0	0.00	0.00	0	0.00	0
Foreign Bank		0	0	0	0	0	0.00	0	0	0.00	0.00	0	0.00	0
Sub Total (A)(2) :		0	0	0	0	0	0.00	0	0	0.00	0.00	0	0.00	0

Total Shareholding of Promoter and Promoter Group:	3	34550	0	0	0	34550	14.40	34550	0	34550	14.40	0	14.40	0	0.00	23000
(A) = (A)(1) + (A)(2) :																



Table III - Statement showing shareholding pattern of the Public shareholder

Category & Name of the Shareholders (I)	PIN (II)	No. of Holder (III)	No. of Shares Fully Paidup held (IV)	No. of Partly Paidup Shares held (V)	No. of Shares underlying Depository Receipt (VI)	Total Nos. shares held (VII)=(IV)+(V)+(VI)	Shareholding as a % of total no. of shares (calculated as per SCRR, 1957 As a % of (A+B+C2) (VIII)	Number of Voting Rights held in each class of securities (-----No. of Voting Rights-----) x Class Eq. Class x Total (A+B+C) (IX)		No. of shares underlying Convertible Securities (including Warrants) (X)	Shareholding as a % assuming full conversion of convertible securities (as a percentage of diluted shares capital) (XI)=(VII)+(X) as a % of (A+B+C2) (XII)	No. of Lock-in Shares (a) (XIII)	No. of Shares Pledged or otherwise encumbered (b) (XIV)
								(a)	(b)				
(1) Institutions :													
(a)- Mutual Funds / UTI		0	0	0	0	0	0.00	0	0	0	0.00	0	0
(b) Venture Capital Funds		0	0	0	0	0	0.00	0	0	0	0.00	0	0
(c) Alternate Investment Fund		0	0	0	0	0	0.00	0	0	0	0.00	0	0
(d) Foreign Venture Capital Investor		0	0	0	0	0	0.00	0	0	0	0.00	0	0
(e) Foreign Portfolio Investor		0	0	0	0	0	0.00	0	0	0	0.00	0	0
(f) Financial Institutions/Banks		0	0	0	0	0	0.00	0	0	0	0.00	0	0
(g) Insurance Companies		0	0	0	0	0	0.00	0	0	0	0.00	0	0
(h) Provident Funds/Pension Funds		0	0	0	0	0	0.00	0	0	0	0.00	0	0
(i) Any Other (specify Foreign Inst./Invst. (FII)s)		0	0	0	0	0	0.00	0	0	0	0.00	0	0
Sub Total (B)(1) :		0	0	0	0	0	0.00	0	0	0	0.00	0	0
(2) Central Govt./State Govt./ President of India :													
		0	0	0	0	0	0.00	0	0	0	0.00	0	0
Sub Total (B)(2) :		0	0	0	0	0	0.00	0	0	0	0.00	0	0
(3) Non-institutions :													
(a) Individuals -													
1) Indr. shareholders holding nominal share capital upto Rs. 2 Lakh.													
		137	120340	0	0	120340	50.14	120340	0	120340	50.14	0	0
Sub Total (B)(3) :		137	120340	0	0	120340	50.14	120340	0	120340	50.14	0	0



Table III - Statement showing shareholding pattern of the Public shareholder

Category & Name of the Shareholders (I)	PAN (II)	No. of Shares Held (III)	No. of Fully Paidup Shares held (IV)	No. of Partly Paidup Shares held (V)	No. of Shares underlying Depository Receipt (VI)	Total Nos. shares held listed as per (VII)=(IV) + (V) + (VI) as a % of (VIII)	Shareholding as a % of total no. of shares (calculated as per SCRR, 1957 as a % of (IX)) (VIII)	Number of Voting Rights held in each class of securities as a % of Class E1. Class x Total (X)(X)		No. of shares underlying Outstanding Securities (including Warrants) (XI)	Shareholding as a % assuming full conversion of convertible securities (as a percentage of diluted shares capital) (XII)=(XI)+(X) as a % of (XIII)	No. of Locked-in Shares (XIII)	Number of Shares Pledged or otherwise encumbered (XIV)	No. of Eq. Shares held in Demat Form (XV)
								(a)	(b)					
ii) Indv. shareholders holding nominal share capital in excess of Rs. 2 Lakh.														
(b) NBFCs registered with RBI		0	0	0	0	0	0.00	0	0	0.00	0.00	0	NA	0
(c) Employee Trusts		0	0	0	0	0	0.00	0	0	0.00	0.00	0	NA	0
(d) Overseas Depositories (holding DRs) (balancing figure)		0	0	0	0	0	0.00	0	0	0.00	0.00	0	NA	0
(e) Any Other (specify): Bodies Corporate														
i) Holding 1% and above :														
1. DEHINDIPRIA VINTNARE PVT. LTD.	AJBCS947H	1	6250	0	0	6250	2.60	6250	0	6250	2.60	0	NA	0
2. KARNEERI VINCUM PVT. LTD.	AJDCS366C	1	8660	0	0	8660	3.69	8660	0	8660	3.69	0	NA	0
3. CAPUS TRADELINK PVT. LTD.	AJEGS444P	1	11400	0	0	11400	4.75	11400	0	11400	4.75	0	NA	0
4. FORTUNE GOODS PVT. LTD.	AJCSF8669L	1	11500	0	0	11500	4.79	11500	0	11500	4.79	0	NA	0
5. CIRCULAR VINTNARE PVT. LTD.	AJEGS383P	1	11700	0	0	11700	4.88	11700	0	11700	4.88	0	NA	0
6. SUELA VINTNAY PVT. LTD.	AJCS3455J	1	11700	0	0	11700	4.88	11700	0	11700	4.88	0	NA	0
7. BAILASH PATI VINCUM PVT. LTD.	AJEGS548K	1	11800	0	0	11800	4.92	11800	0	11800	4.92	0	NA	0
8. SATTLE DISTRIBUTIONS PVT. LTD.	AJCS7476H	1	11900	0	0	11900	4.96	11900	0	11900	4.96	0	NA	0
		0	85110	0	0	85110	35.16	85110	0	85110	35.16	0	NA	0
ii) Holding Less than 1% :														
		0	0	0	0	0	0.00	0	0	0.00	0.00	0	NA	0
		0	0	0	0	0	0.00	0	0	0.00	0.00	0	NA	0
Non Resident Indian														
		0	0	0	0	0	0.00	0	0	0.00	0.00	0	NA	0
Foreign National														
		0	0	0	0	0	0.00	0	0	0.00	0.00	0	NA	0
Overseas Corporate Bodies														
		0	0	0	0	0	0.00	0	0	0.00	0.00	0	NA	0



Name of the Listed Entity : PRONTO INDUSTRIAL SERVICES LTD.
As On Date : 30.09.2018

Page No. 7

Table III - Statement showing shareholding pattern of the Public shareholder

Category & Name of the Shareholders (I)	PAM (II)	No. of Holder (III)	No. of Fully Paidup Shares held (IV)	No. of Partly Paidup Shares held (V)	No. of Shares underlying Depository Receipt (VI)	Total Nos. shares held (VII)=(IV)+(V)+(VI)	Shareholding as a % of total no. of shares (calculated as per SCW, 1957 As a % of (A+B+C2) (VIII)	Number of Voting Rights held in each class of securities (---No. of Voting Rights---) as a % of Total (A+B+C) (IX)		No. of shares underlying Outstanding Convertible Securities (including Warrants) (X)	Shareholding as a % assuming full conversion of convertible securities (as a percentage of diluted shares capital) (XI)=(VII)+(X) as a % of A+B+C2 (XI)	No. of Locked-in Shares otherwise encumbered (---) (---) (---)		Number of Shares Pledged or otherwise encumbered (---) (---) (---)	As a % of total shares (---) (---) (---)	No. of Eq. Shares held in Demat Form (---) (---) (---)	
								Class Eq. (---) (---) (---)	Total (---) (---) (---)			(a)	(b)				(a)
Foreign Bank		0	0	0	0	0	0.00	0	0	0	0.00	0	0	NA	NA	0	
- Trust		0	0	0	0	0	0.00	0	0	0	0.00	0	0	NA	NA	0	
Foreign Company		0	0	0	0	0	0.00	0	0	0	0.00	0	0	NA	NA	0	
Others		0	0	0	0	0	0.00	0	0	0	0.00	0	0	NA	NA	0	
		145	205450	0	0	205450	85.60	205450	0	205450	85.60	0	0	NA	NA	0	
Sub Total (B)(3) :																	
Total Public shareholding :																	
(B) = (B)(1)+(B)(2)+(B)(3)																	
		145	205450	0	0	205450	85.60	205450	0	205450	85.60	0	0	NA	NA	0	
TEFF Authority																	
		0	0	0	0	0	0.00	0	0	0	0.00	0	0	NA	NA	0	
TOTAL ->																	
		145	240000	0	0	240000	100.00	240000	0	240000	100.00	0	0	0	0	0	23000




Table IV - Statement showing shareholding pattern of the Non Promoter - Non Public shareholder

Category & Name of the Shareholders (I)	PIN (II)	No. of Holder (III)	No. of Fully Paidup Shares held (IV)	No. of Partly Paidup Shares held (V)	No. of Shares underlying Depository Receipt (VI)	Total Nos. shares held (VII) = (IV) + (V) + (VI)	Total Nos. shares (calculated as per SCRR, 1957 as amended) (VIII)	Shareholding as a % of Total No. of Voting Rights held in each class of securities (IX)	Total as a % of (X) = (VIII) + (IX)	No. of shares underlying Convertible Securities (including Warrants) (XI)	Shareholding as a % of convertible securities (as a percentage of diluted shares capital) (XII) = (XI) / (X)	No. of Lock-in Shares otherwise encumbered		Number of Shares Pledged or otherwise encumbered (XIII)
												(a)	(b)	
(1) Custodian/DR Holder :												(a)	(b)	
(a) Name of DR holder (if available)		0	0	0	0	0	0.00	0	0.00	0	0.00	0	0.00	M M M 0
(2) Employee Benefit Trust (under SEBI (Share based Employee Benefit) Regulations, 2014)														
Name		0	0	0	0	0	0.00	0	0.00	0	0.00	0	0.00	M M M 0
Total Non-Promoter-Non Public Shareholding (C) = (C)(1) + (C)(2)		0	0	0	0	0	0.00	0	0.00	0	0.00	0	0.00	M M M 0

