

# PRONTO INDUSTRIAL SERVICES LIMITED

"CENTRE POINT"

21, HEMANT BASU SARANI  
3<sup>RD</sup> FLOOR, ROOM NO-306,  
KOLKATA-700001, (W.B.)

CIN- L67120WB1982PLC035476

☎ : 033-30288500, 30288501

✉ : Investors.pronto@gmail.com

Website Address: www.pisl.in

Date: October 21, 2019

The Secretary,  
Calcutta Stock Exchange Limited  
7, Lyon Range,  
Kolkata – 700 001

Sir/Madam,

**Sub: Submission of Shareholding Pattern of the Company for the Quarter and Half Year ended 30.09.2019**

Pursuant to Regulation 31(1) of SEBI (Listing Obligations & Disclosure Requirements) Regulations 2015, please find enclosed herewith the Shareholding Pattern of the Company for the Quarter and Half Year ended 30<sup>th</sup> September, 2019.


This is in compliance and your record.

Please acknowledge the receipt and oblige.

Thanking you,

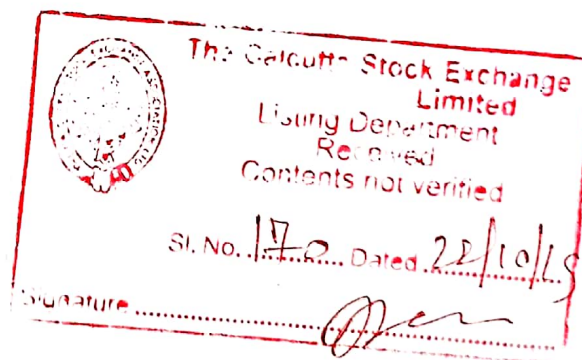
Yours faithfully,

PRONTO INDUSTRIAL SERVICES LIMITED  
PRONTO INDUSTRIAL SERVICES LIMITED

  
Director / Authorised Signatory

Name: Raj Kumar Sharma  
Designation: Whole-Time Director  
DIN: 00291392

Encl: As above



1. Name of the Listed Entity : PRONTO INDUSTRIAL SERVICES LTD.

As On Date : 30.09.2019

Page No. 1

2. Scrip Code : \_\_\_\_\_ /Name of Scrip \_\_\_\_\_ /Class of Security : Equity Shares

3. Share Holding Pattern Field under: Reg.31(1)(b)/Reg.31(1)(c)  
a. If under 31(1)(b) then indicate the report for Quarter ending 30.09.2019

4. Declaration: The Listed entity is required to submit the following declaration to the extent of submission of information:-

Particulars	Yes*	No*
1. Whether the Listed Entity has issued any partly paid up shares ?		
2. Whether the Listed Entity has issued any Convertible Securities or Warrants ?		
3. Whether the Listed Entity has any shares against which depository receipts are issued ?		
4. Whether the Listed Entity has any shares in locked-in ?		
5. Whether any shares held by promoters are pledge or otherwise encumbered ?		

5. The tabular format for disclosure of holding of specified securities is as follows :-



Name of the Listed Entity : PRONTO INDUSTRIAL SERVICES LTD.  
As On Date : 30.09.2019

Name of the Listed Entity : PRONTO INDUSTRIAL SERVICES LTD.

As On Date : 30.09.2019

Page No. 2

Table I - Summary Statement holding of specified securities

Date Category (I)	Category of Shareholder (II)	No. of Holder (III)	No. of Fully Paidup Shares held (IV)	No. of Partly Paidup Shares held (V)	No. of Shares underlying Depository Receipt (VI)	Total Nos. shares held (VII)-(IV) (VIII)	Shareholding as a % of total no. of shares (calcu- lated as per SCRR, 1957 As a % of (A+B+C2) (VIII)	Number of Voting Rights held in each class of securities (No. of Voting Rights)		Total as a % of (A+B+C) (IX)	No. of shares underlying Outstanding Convertible Securities (including Warrants) (X)	Shareholding as a % assuming full conversion of convertible securities (as a percentage of diluted shares capital) (XI)=(VII)+(X) as a % of A+B+C2 (XI)	No. of Lock-in Shares (a) (b)		Number of Shares Pledged or otherwise encumbered (a) (b)		No. of Eq. Shares held in Demat Form (XIV)	
								Class EQ	Class x				Shares held (a)	Shares held (b)	Shares held (a)	Shares held (b)		
(A)	Promoter & Promoters Group	3	34550	--	--	34550	14.40	34550	--	34550	14.40	--	14.40	--	--	--	--	23000
(B)	Public	145	205450	--	--	205450	85.60	205450	--	205450	85.60	--	85.60	--	--	NA	NA	--
(C)	Non Promoter- Non Public																	
(C1)	Shares underlying DRe	--	--	--	--	--	--	--	--	--	--	--	--	--	--	NA	NA	--
(C2)	Shares held by Employee Trust	--	--	--	--	--	--	--	--	--	--	--	--	--	--	NA	NA	--
Total :-		148	240000	0	0	240000	100.00	240000	--	240000	100.00	0	100.00	0	0.00	0	0.00	23000

Actual Holder -> 148




Table II - Statement showing shareholding pattern of the Promoter and Promoter Group

Category & Name of the Shareholders (I)	PAN (II)	No. of Holder (III)	No. of Fully Paidup Shares held (IV)	No. of Partly Paidup Shares held (V)	No. of Shares underlying Depository Receipt (VI)	Total Nos. shares held (VII)=(IV)+(V)+(VI)	Shareholding as a % of total no. of shares (calculated as per SCRR, 1957 As a % of (A+B+C2) (VIII)	Number of Voting Rights held in each class of securities (-----No. of Voting Rights-----)		Total as a % of (A+B+C) (X)	No. of shares underlying Outstanding Convertible Securities (including Warrants) as a % of A+B+C2 (XI)=(VII)/(X)	No. of Lock-in Shares (-----)		Number of Shares Pledged or otherwise encumbered (-----)		No. of Eq. Shares held in Demat Form (XIV)		
								Class EQ	Class X			As a % of total shares (a)	As a % of total shares (b)	As a % of total shares (a)	As a % of total shares (b)			
<b>(1) INDIAN :</b>																		
<b>(a) Individuals / NCF</b>																		
1 SUSHIL KUMAR AGRAWAL	ACUPA0264E	1	11500	0	0	11500	4.79	11500	0	11500	4.79	0	4.79	0	0.00	0	0.00	11500
2 VANDANA AGRAWAL	ADDP43223D	1	11500	0	0	11500	4.79	11500	0	11500	4.79	0	4.79	0	0.00	0	0.00	11500
		2	23000	0	0	23000	9.58	23000	0	23000	9.58	0	9.58	0	0.00	0	0.00	23000
(b) Central Govt./State Govt.(s)		0	0	0	0	0	0.00	0	0	0	0.00	0	0.00	0	0.00	0	0.00	0
(c) Financial Institutions / Banks		0	0	0	0	0	0.00	0	0	0	0.00	0	0.00	0	0.00	0	0.00	0
<b>(d) Any Other (specify) Bodies Corporate</b>																		
1 SAURABH MANAGEMENT PVT.LTD.	AA0CB9364F	1	11550	0	0	11550	4.81	11550	0	11550	4.81	0	4.81	0	0.00	0	0.00	0
		1	11550	0	0	11550	4.81	11550	0	11550	4.81	0	4.81	0	0.00	0	0.00	0
Mutual Fund		0	0	0	0	0	0.00	0	0	0	0.00	0	0.00	0	0.00	0	0.00	0
Trust		0	0	0	0	0	0.00	0	0	0	0.00	0	0.00	0	0.00	0	0.00	0
Others		0	0	0	0	0	0.00	0	0	0	0.00	0	0.00	0	0.00	0	0.00	0
<b>Sub Total (A)(1) :</b>		<b>3</b>	<b>34550</b>	<b>0</b>	<b>0</b>	<b>34550</b>	<b>14.40</b>	<b>34550</b>	<b>0</b>	<b>34550</b>	<b>14.40</b>	<b>0</b>	<b>14.40</b>	<b>0</b>	<b>0.00</b>	<b>0</b>	<b>0.00</b>	<b>23000</b>
<b>(2) FOREIGN :</b>																		
(a) NR / Foreign Individuals		0	0	0	0	0	0.00	0	0	0	0.00	0	0.00	0	0.00	0	0.00	0
(b) Foreign Govt. Promoter		0	0	0	0	0	0.00	0	0	0	0.00	0	0.00	0	0.00	0	0.00	0
(c) Foreign Inst. Invest. (FII)s		0	0	0	0	0	0.00	0	0	0	0.00	0	0.00	0	0.00	0	0.00	0




Table II - Statement showing shareholding pattern of the Promoter and Promoter Group

Category & Name of the Shareholders (I)	PAN (II)	No. of Holder (III)	No. of Fully Paidup Shares held (IV)	No. of Partly Paidup Shares held (V)	No. of Shares underlying Depository Receipt (VI)	Total Nos. shares held (VII)=(IV)+(V)+(VI)	Shareholding as a % of total no. of shares (calculated as per SCRR, 1957 As a % of (A+B+C2) (VIII)	Number of Voting Rights held in each class of securities (-----No. of Voting Rights-----)			No. of shares underlying Outstanding Convertible Securities (including Warrants) (X)	Shareholding as a % assuming full conversion of convertible securities (as a percentage of diluted shares capital) (XI)=(VII)+(X)	No. of lock-in Shares (-----)		Number of Shares Pledged or otherwise encumbered (-----)		No. of Eq. Shares held in Demat Form (XIV)
								Class I	Class 2	Total (A+B+C)			As a % of total shares held (a) (XII)	As a % of total shares held (b) (XIII)			
(4) Foreign Portfolio Investor		0	0	0	0	0	0.00	0	0	0	0.00	0	0.00	0	0.00	0	
(e) Any Other (specify)																	
Foreign Company		0	0	0	0	0	0.00	0	0	0	0.00	0	0.00	0	0.00	0	
Overseas Corporate Bodies		0	0	0	0	0	0.00	0	0	0	0.00	0	0.00	0	0.00	0	
Foreign Bank		0	0	0	0	0	0.00	0	0	0	0.00	0	0.00	0	0.00	0	
Sub Total (A)(2) :		0	0	0	0	0	0.00	0	0	0	0.00	0	0.00	0	0.00	0	
Total Shareholding of Promoter and Promoter Group.		3	34550	0	0	34550	14.40	34550	0	34550	14.40	0	14.40	0	0.00	0	23000
(A) = (A)(1) + (A)(2) :																	




Table III - Statement showing shareholding pattern of the Public shareholder

Category & Name of the Shareholders (I)	PAN (II)	No. of Holder (III)	No. of Fully Paidup Shares held (IV)	No. of Partly Paidup Shares held (V)	No. of Shares underlying Depository Receipt (VI)	Total Nos. shares held (VII)=(IV)+(V)+(VI)	Shareholding as a % of Total no. of shares (calculated as per SCRR, 1957 As a % of (A+B+C2) (VIII)	Number of Voting Rights held in each class of securities			No. of shares underlying Outstanding Convertible Securities (including Warrants) (X)	Shareholding as a % assuming full conversion of convertible securities as a percentage of diluted shares capital) (XI)=(VII)+(X)	No. of Lock-in Shares		Number of Shares Pledged or otherwise encumbered		No. of Eq. Shares held in Demat Form (XIV)
								Class EQ	Class X	Total			As a % of total shares (a) (XII)	As a % of total shares (b) (XIII)	As a % of total shares (a) (XIII)	As a % of total shares (b) (XIII)	
<b>(1) Institutions :</b>																	
(a) Mutual Funds / UTI		0	0	0	0	0	0.00	0	0	0	0.00	0	0.00	NA	NA	0	
(b) Venture Capital Funds		0	0	0	0	0	0.00	0	0	0	0.00	0	0.00	NA	NA	0	
(c) Alternate Investment Fund		0	0	0	0	0	0.00	0	0	0	0.00	0	0.00	NA	NA	0	
(d) Foreign Venture Capital Investor		0	0	0	0	0	0.00	0	0	0	0.00	0	0.00	NA	NA	0	
(e) Foreign Portfolio Investor		0	0	0	0	0	0.00	0	0	0	0.00	0	0.00	NA	NA	0	
(f) Financial Institutions/Banks		0	0	0	0	0	0.00	0	0	0	0.00	0	0.00	NA	NA	0	
(g) Insurance Companies		0	0	0	0	0	0.00	0	0	0	0.00	0	0.00	NA	NA	0	
(h) Provident Funds/Pension Funds		0	0	0	0	0	0.00	0	0	0	0.00	0	0.00	NA	NA	0	
(i) Any Other (specify) Foreign Inst. Invest. (FII)s		0	0	0	0	0	0.00	0	0	0	0.00	0	0.00	NA	NA	0	
Sub Total (B)(1) :		0	0	0	0	0	0.00	0	0	0	0.00	0	0.00	NA	NA	0	
<b>(2) Central Govt./State Govt./ President of India :</b>																	
		0	0	0	0	0	0.00	0	0	0	0.00	0	0.00	NA	NA	0	
Sub Total (B)(2) :		0	0	0	0	0	0.00	0	0	0	0.00	0	0.00	NA	NA	0	
<b>(3) Non-institutions :</b>																	
(a) Individuals - i) Indv. shareholders holding nominal share capital upto Rs. 2 lakh.		137	120340	0	0	120340	50.14	120340	0	120340	50.14	0	50.14	0	0.00	NA	
		137	120340	0	0	120340	50.14	120340	0	120340	50.14	0	50.14	0	0.00	NA	




Table III - Statement showing shareholding pattern of the Public shareholder

Category & Name of the Shareholders (I)	PAN (II)	No. of Holder (III)	No. of Fully Paidup Shares held (IV)	No. of Partly Paidup Shares held (V)	No. of Shares underlying Depository Receipt (VI)	Total Nos. shares held (VII) = (IV) + (V) + (VI)	Shareholding as a % of Total no. of shares (calculated as per SCRR, 1957 as a % of (A+B+C2) (VIII)	Number of Voting Rights held in each class of securities (---No. of Voting Rights---)		Total as a % of (A+B+C) (IX)	No. of shares underlying Outstanding Convertible Securities (including Warrants) (X)	Shareholding as a % assuming full conversion of convertible securities (as a percentage of diluted shares capital) (XI) = (X) / (X)	No. of Lock-in Shares (---No. of Lock-in Shares---)		Number of Shares Pledged or otherwise encumbered (---No. of Shares Pledged or otherwise encumbered---)		No. of Eq. Shares held in Demat Form (XIV)	
								Class E0	Class X				As a % of total shares (a) (XII)	As a % of total shares (b) (XIII)	As a % of total shares (a) (XIII)	As a % of total shares (b) (XIII)		
ii) Indv. shareholders holding nominal share capital in excess of Rs. 2 lakh.																		
(b) NREs registered with RBI		0	0	0	0	0	0.00	0	0	0	0.00	0	0.00	NA	NA	0	0	
(c) Employee Trusts		0	0	0	0	0	0.00	0	0	0	0.00	0	0.00	NA	NA	0	0	
(4) Overseas Depositories (holding DIs) (balancing figure)		0	0	0	0	0	0.00	0	0	0	0.00	0	0.00	NA	NA	0	0	
(e) Any Other (specify) : Bodies Corporate																		
1) Holding 10 and above :																		
1 KEMANDIPURA VINTRADE PVT. LTD.	AARHNS947X	1	6250	0	0	6250	2.60	6250	0	6250	2.60	0	2.60	0	0.00	NA	NA	0
2 KANDHENDU VINCON PVT. LTD.	AADCK30BGC	1	8860	0	0	8860	3.69	8860	0	8860	3.69	0	3.69	0	0.00	NA	NA	0
3 CAMPUS TRADELINK PVT. LTD.	AAECC6440P	1	11400	0	0	11400	4.75	11400	0	11400	4.75	0	4.75	0	0.00	NA	NA	0
4 FORTUNE GOODS PVT. LTD.	AAACF8660L	1	11500	0	0	11500	4.79	11500	0	11500	4.79	0	4.79	0	0.00	NA	NA	0
5 CIRCULAR VINTRADE PVT. LTD.	AAECC53BSP	1	11700	0	0	11700	4.88	11700	0	11700	4.88	0	4.88	0	0.00	NA	NA	0
6 SHERA VININAY PVT. LTD.	AAICCS455J	1	11700	0	0	11700	4.88	11700	0	11700	4.88	0	4.88	0	0.00	NA	NA	0
7 KAILASH PAJI VINCON PVT. LTD.	AAECC544BK	1	11800	0	0	11800	4.92	11800	0	11800	4.92	0	4.92	0	0.00	NA	NA	0
8 SAVILE DISTRIBUTORS PVT. LTD.	AAICST476H	1	11900	0	0	11900	4.96	11900	0	11900	4.96	0	4.96	0	0.00	NA	NA	0
		8	85110	0	0	85110	35.46	85110	0	85110	35.46	0	35.46	0	0.00	NA	NA	0
ii) Holding less than 10 :																		
		0	0	0	0	0	0.00	0	0	0	0.00	0	0.00	NA	NA	0	0	
		0	0	0	0	0	0.00	0	0	0	0.00	0	0.00	NA	NA	0	0	
Non Resident Indian		0	0	0	0	0	0.00	0	0	0	0.00	0	0.00	NA	NA	0	0	
Foreign National		0	0	0	0	0	0.00	0	0	0	0.00	0	0.00	NA	NA	0	0	
Overseas Corporate Bodies		0	0	0	0	0	0.00	0	0	0	0.00	0	0.00	NA	NA	0	0	




Table III - Statement showing shareholding pattern of the Public shareholder

Category & Name of the Shareholders (I)	PAN (II)	No. of Holder (III)	No. of Fully Paidup Shares held (IV)	No. of Partly Paidup Shares held (V)	No. of Shares underlying Depository Receipt (VI)	Total Nos. shares held (VII)=(IV)+(V)+(VI)	Shareholding as a % of total no. of shares (calculated as per SCRR, 1957 As a % of (A+B+C2) (VIII)	Number of Voting Rights held in each class of securities			No. of shares underlying Outstanding Convertible Securities (including Warrants) (X)	Shareholding as a % assuming full conversion of convertible securities (as a percentage of diluted shares cap[ital] (XI)=(VII)+(X)	No. of lock-in Shares		Number of Shares Pledged or otherwise encumbered		No. of Eq. Shares held in Demat Form (XIV)
								Class EQ	Class X	Total			As a % of total shares (a) (XII)	As a % of total shares (b) (XIII)			
Foreign Bank		0	0	0	0	0	0.00	0	0	0	0.00	0	0.00	NA	NA	0	
Trust		0	0	0	0	0	0.00	0	0	0	0.00	0	0.00	NA	NA	0	
Foreign Company		0	0	0	0	0	0.00	0	0	0	0.00	0	0.00	NA	NA	0	
Others		0	0	0	0	0	0.00	0	0	0	0.00	0	0.00	NA	NA	0	
<b>Sub Total (8)(3) :</b>		<b>145</b>	<b>205450</b>	<b>0</b>	<b>0</b>	<b>205450</b>	<b>85.60</b>	<b>205450</b>	<b>0</b>	<b>205450</b>	<b>85.60</b>	<b>0</b>	<b>0.00</b>	<b>NA</b>	<b>NA</b>	<b>0</b>	
<b>Total Public shareholding : (8) = (8)(1)+(8)(2)+(8)(3)</b>		<b>145</b>	<b>205450</b>	<b>0</b>	<b>0</b>	<b>205450</b>	<b>85.60</b>	<b>205450</b>	<b>0</b>	<b>205450</b>	<b>85.60</b>	<b>0</b>	<b>0.00</b>	<b>NA</b>	<b>NA</b>	<b>0</b>	
IEPF Authority		0	0	0	0	0	0.00	0	0	0	0.00	0	0.00	NA	NA	0	
<b>TOTAL -&gt;</b>		<b>148</b>	<b>240000</b>	<b>0</b>	<b>0</b>	<b>240000</b>	<b>100.00</b>	<b>240000</b>	<b>0</b>	<b>240000</b>	<b>100.00</b>	<b>0</b>	<b>0.00</b>	<b>0</b>	<b>0.00</b>	<b>23000</b>	






Table IV - Statement showing shareholding pattern of the Non Promoter - Non Public shareholder

Category & Name of the Shareholders (I)	PAN (II)	No. of Holder (III)	No. of Fully Paidup Shares held (IV)	No. of Partly Paidup Shares held (V)	No. of Shares underlying Depository Receipt (VI)	Total Nos. shares held (VII)=(IV)+(V)+(VI)	Shareholding as a % of total no. of shares (calculated as per SCRR, 1957 As a % of (A+B+C2) (VIII)	Number of Voting Rights held in each class of securities (-----No. of Voting Rights-----)			Total as a % of (A+B+C) (IX)	No. of shares underlying Outstanding Convertible Securities (including Warrants) (X)	Shareholding as a % assuming full conversion of convertible securities (as a percentage of diluted shares capital) (XI)=(VII)+(X) as a % of A+B+C2 (XII)	No. of Lock-in Shares (-----)		Number of Shares Pledged or otherwise encumbered (-----)		No. of Eq. Shares held in Demat Form (XIV)
								Class EQ	Class x	Total				As a % of total shares (a)	As a % of total shares (b)	As a % of total shares (a)	As a % of total shares (b)	
(1) Custodian/DR Holder :																		
(a) Name of DR Holder (if available)		0	0	0	0	0	0.00	0	0	0	0.00	0	0.00	0	0.00	NA	NA	0
(2) Employee Benefit Trust (under SEBI (Share based Employee Benefit) Regulations, 2014)																		
Name		0	0	0	0	0	0.00	0	0	0	0.00	0	0.00	0	0.00	NA	NA	0
<b>Total Non-Promoter-Non Public Shareholding (c) = (c)(1) + (c)(2)</b>		<b>0</b>	<b>0</b>	<b>0</b>	<b>0</b>	<b>0</b>	<b>0.00</b>	<b>0</b>	<b>0</b>	<b>0</b>	<b>0.00</b>	<b>0</b>	<b>0.00</b>	<b>0</b>	<b>0.00</b>	<b>NA</b>	<b>NA</b>	<b>0</b>

